

Research Article

Integration of Strengthening Pedagogical Competence, Effectiveness of Project-Based Learning (PjBL), Creativity and Achievement Motivation to Improve the Quality of Mathematics Learning

¹Andi Hermawan, ²Desi Kardini Wulansari, ³Budi Satriyo Utomo

^{1,2,3}Graduate School, Pakuan University, Bogor.

Received Date: 11 July 2025

Revised Date: 27 July 2025

Accepted Date: 30 July 2025

Published Date: 15 August 2025

Abstract: Learning quality refers to how strongly teachers, students, curriculum, learning materials, media, facilities, and learning systems interact and work together to produce the best possible learning processes and results in line with curriculum requirements. A key component of reaching educational objectives is learning quality. Numerous reports on educational advancements show that, in terms of both educational objectives and competence standards, the quality of mathematics instruction in Bogor Regency's private vocational schools has fallen short of objectives. Therefore, research is needed to obtain information on variables related to improving learning quality. The purpose of this study is to develop strategies and methods for improving learning quality by examining the influence of pedagogical competency variables, project-based learning (PjBL) effectiveness, creativity, achievement motivation, and learning quality. In order to identify tactics and techniques for enhancing the quality of learning, this study employs path analysis to ascertain the influence between the variables under investigation and the SITOREM approach for indicator analysis.

Keywords: Learning Quality, Pedagogical Competence, Effectiveness of Project-Based Learning (PjBL), Creativity, Achievement Motivation, SITOREM Analysis.

I. INTRODUCTION

In the 21st century, the keyword used to participate in life in this century is competence. This competence means more than just knowledge and skills (Rychen & Salganik, 2003). Rychen & Salganik (2003) further explain that this competence involves the ability to meet complex needs, using a variety of psychosocial resources, including attitudes, knowledge, and skills in a specific area, such as communication and language skills.

Quality mathematics learning is not simply about adding numbers or solving formulas, but rather building a foundation of logical, systematic, and critical thinking that forms the basis of students' intellectual abilities. In a global landscape characterized by complexity, uncertainty, and rapid change (VUCA), mastery of mathematics is no longer an optional skill, but a strategic imperative to foster numerical literacy, problem-solving, and innovation.

Mathematics has a transformative role in developing abstract reasoning, the ability to generalize, and fostering metacognition—the ability to think about one's own thinking. Good quality mathematics learning will shape students who don't simply memorize formulas, but understand concepts, are able to apply them in real-life situations, and possess the intellectual courage to explore alternative solutions.

According to international assessments such as the Programme for International Student Assessment (PISA), Indonesian students' performance in mathematical literacy remains relatively low. This indicates a gap between curriculum demands and the reality of the learning process. The low quality of mathematics learning can stem from traditional pedagogical approaches, minimal technology integration, a lack of real-life application contexts, and teachers' underdeveloped competencies in innovative and contextual methods.

Quality mathematics learning also directly contributes to the achievement of 21st-century competencies, such as critical thinking, creativity, collaboration, and communication. When students are presented with contextual and meaningful mathematical challenges, they learn to solve problems collaboratively, explain logical reasoning, and present data argumentatively—all essential skills in the future workforce.



For teachers, the quality of mathematics learning encompasses several aspects: planning based on the curriculum and student needs, the selection of active and participatory learning methods (e.g., problem-based learning or realistic mathematics education), the use of manipulative tools and technology, and assessments that measure the thinking process, not just the final product. Furthermore, the quality of mathematics learning is also an indicator of the quality of educational institutions. Schools that successfully develop strong mathematics programs tend to produce graduates who are better prepared to face the challenges of science, technology, the digital economy, and entrepreneurship.

Therefore, improving the quality of mathematics learning is a strategic investment in human resource development. This is not a one-person task, but a collaboration between teachers, principals, policymakers, and the wider community. Only with quality mathematics learning can we develop a generation that is not merely "able to count" but also thinks intelligently, wisely, and provides solutions.

Analytical competencies consist of critical thinking, problem-solving, decision-making, and research and inquiry. Critical thinking encompasses analysing arguments, drawing inferences, reasoning inductively and deductively, assessing and evaluating, and making informed decisions (Lai, 2011).

Leadership, accountability, teamwork, and communication are examples of interpersonal skills. These interpersonal skills include the capacity to collaborate with other people in social situations and the ability to accept and communicate ideas or messages both orally and in writing.

The ability to execute consists of initiative and self-direction, as well as productivity. To be able to carry out renewal or change that transforms something from bad to better, initiative is required. Independence, which encompasses the stages of thinking, action control, and reflection, is part of a strategy for improving self-quality, while productivity refers to the ability to consistently produce useful work.

Information processing skills encompass processing related information, involving data/information representation; organization, classification, extraction, filtering, summarization, and visualization of information; decryption and interpretation of information; translation and comprehension from and to foreign languages; evaluation of information; and distinguishing between useless and irrelevant information (Wu, 2013). These skills encompass information literacy, media literacy, digital society, and information technology operations and concepts.

The capacity for change has proven to be a 21st-century competency. This competency encompasses creativity/innovation, adaptive learning (learning to learn), and flexibility. With creativity and innovation, individuals can perform their work more efficiently. This efficiency can also be applied to learning by continually adapting and implementing learning strategies to improve learning. These competencies are practiced through mathematics. The question is, what kind of mathematics subjects train these competencies? This relates to the statement that competencies can be learned in a conducive learning environment (OECD, 2003).

To meet these standards, several appropriate learning strategies must be selected. Learning that meets these principles and standards includes problem-based learning (Apino & Retnawati, 2018; Bukhori & Retnawati, 2018), project-based learning, and discovery-based learning, which have been proven through research to improve various competencies. The teaching of higher-order thinking (HOTS) should be emphasized in addition to lower-level thinking. Active student participation is emphasized in the implementation of this learning, which is planned beginning with the establishment of goals for learning. The learning trajectory also needs to be considered when formulating learning objectives (Retnawati, 2017).

Learning objectives are not only used for learning activities themselves, but also for assessment purposes. Given the significant role of assessment and its numerous benefits, including capturing students' ability to assess their own learning success and providing input on their learning strategies (Retnawati, Hadi, Nugraha, Sulistyaningsih, 2017), assessment also requires attention. Both higher-order and lower-order thinking should be assessed by the components being tested. This will encourage students to acquire a variety of skills, including the many competences required in the twenty-first century.

In addition to the principles and standards mentioned above, integrating character education into mathematics education is crucial. This integration is crucial, as various values must be maintained, implemented, and/or preserved in society. While some values are already included in competencies, such as responsibility and independence, others require attention, such as religious values, humanity, politeness, and others.

Despite the existence of principles and standards for learning, various challenges are faced in implementing mathematics. In terms of the curriculum, although it has been socialized since 2013, its implementation has not been evenly distributed across all levels of education (Retnawati, 2015). From the educators' perspective, the curriculum is too dense, forcing teachers to focus on completing the material. This makes it difficult to implement student-centered learning, as it

requires a significant amount of time (Retnawati, Munadi, Arlin Wibowo, Wulandari, 2017). Teachers' understanding of active learning and HOTS (Hospital Values) learning (Jailani & Retnawati), as well as the use of information technology-based media, remains varied and partial, posing a challenge to achieving the desired competencies.

From a student perspective, they are not yet accustomed to implementing learning using various strategies and approaches. They are also not accustomed to working on HOTS questions that involve multiple stages (complex questions), let alone finding alternative methods to solve them. Regarding problem-solving, students also encounter problems with long reading passages (Retnawati, Kartowagiran, Arlinwibowo, Sulistyaningsih, 2017).

In terms of facilities and infrastructure, teachers and students still struggle to find textbooks and learning media that practice various competencies, such as HOTS (Jailani & Retnawati, 2016). Similarly, assessments require examples of assessment models and sample questions that measure mathematical abilities integrated with the various required competencies.

Different parties can make different attempts to address these issues. In order to equip students for the difficulties of the upcoming decade, related research on education, media, and integrating them with values teaches a variety of 21st-century competencies. The public, not just intellectual circles, needs to be made aware of the study's findings. Teacher support in implementing literacy learning, both in general and specific areas such as mathematics, science, financial literacy, and media literacy, and integrating these with character education through various habituation programs, is essential. Similarly, the training of future educators and continual professional development for teachers—which prioritizes the development of continuing competency—are essential. Support from the community is also required in order to work together to raise the calibre of human resources.

A) Learning Quality

Based on the opinions and theories presented by Dundon & Wilkinson (2020), Kaizen et al. (2012), Rabiah (2019), Poornima M. Charantimath (2020), Tribus (2010), Jayawardana (2017), Nurtanto et al. (2020), and Darma et al. (2021), it can be summarized that learning quality is the intensity of the systemic and synergistic relationships between teachers, students, curriculum and learning materials, media, facilities, and learning systems in producing optimal learning processes and outcomes in accordance with curricular demands. The indicators of learning quality are as follows: 1) Teacher Activities, 2) Learning Facilities, 3) Classroom Climate, 4) Student Attitudes, and 5) Student Learning Motivation.

B) Pedagogical Competence

Based on the opinions and theories presented by Sudargini & Purwanto (2020), Jason A. Colquit et al. (2019), Laura M. Desimone and Daniel Stuckey (2018), Piasta et al. (2008), Sailors and Price (2010), Christopher Winch and John Gingell (2010), Mulyasa (2006), Suparian (2011), Suprihatiningrum (2013), Rohman (2009), Ramayulis (2013), and Saryati (2014), it can be summarized that pedagogical competence is a teacher's ability to manage student learning in the teaching-learning process, from planning to evaluation, as a fulfillment of the specific role of the teaching profession. The indicators of learning quality are as follows: 1). mastering student characteristics, 2) learning management skills, 3) utilizing learning technology, 4) implementing learning outcome evaluations, and 5) developing students to actualize their various potentials.

C) Effectiveness of Project-Based Learning (PjBL)

Based on the opinions and theories presented by Daryanto and Raharjo (2012: 162), Fathurrohman (2016: 119), Saefudin (2014: 58), Mulyasa (2014: 145), Satoto Endar Nayono et al. (2013: 341), and Isriani (2015: 5), it can be summarized that Project-Based Learning, or PJBL, is a learning model that aims to guide students through collaborative projects that integrate various curriculum subjects or materials and provide opportunities for students to explore the material in various meaningful ways and conduct collaborative experiments. The indicators of learning quality are as follows: 1) Providing complex problems, 2) Designing a method for creating a product/project, 3). Developing a product/project creation schedule, 4). Investigating the product/project, 5). Monitoring the progress of the product/project, 6). Presenting the final results of the product/project, and 7). Documenting the final results of the product/project

D) Creativity

Based on the opinions and theories presented by McShane and Von Glinov (2018), Makhru et al. (2022), Sang Hoon Bae et al. (2013), Cropley et al. (2011), Hellriegel and Slocum (2011), A.J. Starko (2013), Sawyer, R. K. (2012), Shalley (2015), Trevor Davies (2006), Gillian Bramwell et al. (2010), Gibson et al. (2012: 78), Tang, Min (2017), and Rais et al. (2022), it can be summarized that creativity is the act of an individual or group to generate and develop new, original ideas that can enhance imagination, unlike before. The indicators of learning quality are as follows: 1) Exploring curiosity, 2) Generating new ideas, 3) Developing ideas persistently, 4) Combining ideas into something new, and 5) Taking risks.

E) Achievement Motivation

Based on the opinions and theories presented by Atmoko and Hidayah (2014), Purwanto (2014: 219), Susanto (2018: 35), Mangkunegara (2010: 19-20), Yunus (2005), Tucker, Zayco, and Herman (2007), Awan, Nouren, and Naz (2011), and Woolfolk (2004), it can be summarized that achievement motivation is a goal-directed motivation to pursue achievement and develop or demonstrate high individual abilities to achieve maximum and commendable values and results. The indicators of learning quality are as follows: 1) Self-drive in achieving goals, 2) Desire to excel in competition, 3) Orientation toward high professional performance, and 4) Strong desire to receive performance feedback.

F) SITOREM

SITOREM is an abbreviation for "Scientific Identification Theory to Conduct Operation Research in Education Management," which can generally be defined as a scientific method used to identify variables (theories) for conducting "Operation Research" in the field of Educational Management (Soewarto Hardhienata, 2017).

In the context of Correlation and Path Analysis research, SITOREM is used as a method to: 1) Identify the strength of the relationship between the Independent Variable and the Dependent Variable, 2) Analyze the research result value of each research variable indicator, and 3) Analyze the weight of each indicator for each research variable based on the criteria of "Cost, Benefit, Urgency, and Importance."

Based on the identification of the strength of the relationship between research variables and the weight of each independent variable indicator with the greatest contribution, a priority order can be established for indicators that need immediate improvement and those that need to be maintained. The analysis of the research result value for each research variable indicator is calculated from the average score of each indicator for each research variable. The average score for each indicator reflects the actual condition of these indicators from the perspective of the research subjects.

II. METHODS

As previously mentioned, the purpose of this study is to determine the impact of pedagogical competence, the efficacy of project-based learning (PjBL), creativity, and achievement motivation on the dependent variable, the standard of mathematics learning, in order to identify strategies and methods for improving the quality of learning. The SITOREM method for indicator analysis and an approach based on surveys with a path analysis test methodology to test statistical hypotheses are the research methods utilized to identify the best ways to improve the quality of mathematics learning.

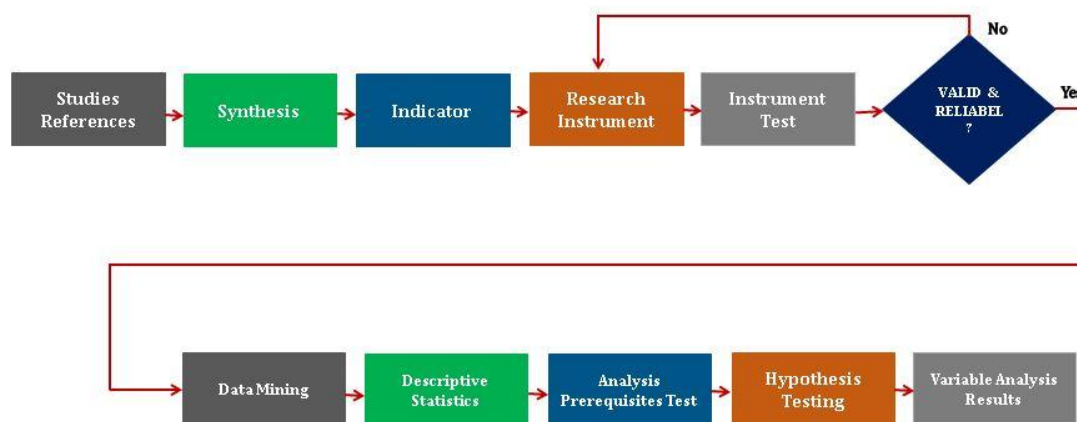


Figure 1. Quantitative Research Flow

The study was conducted on permanent foundation teachers (GTY) at private vocational high schools (SMK) in Bogor Regency, with a population of 289 teachers, and a sample of 168 teachers calculated using the Slovin formula adopted from Umar.

Teachers were given a questionnaire to complete, which was used to collect data for this study. The study's indicators, which would be investigated, served as the basis for the instrument items. The validity and reliability of the instrument were pre-tested before it was given to respondents.

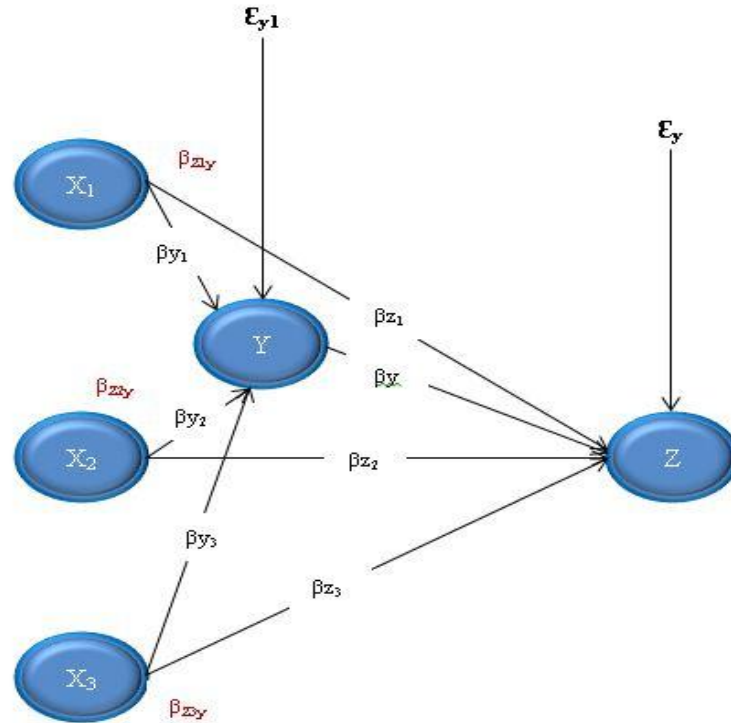


Figure 2: Research Constellation

III. RESULT AND DISCUSSION

A) Convergen Validity Test

Construct validity is evaluated by calculating convergent validity. Convergent validity is determined by factor loading and Average Variance Extracted (AVE) values. An instrument is considered to meet convergent validity if its factor loading and Average Variance Extracted (AVE) values are above 0.5. The results of the convergent validity test are presented in the following table:

Table 1. Convergent Validity Test Results

Variable	Indicator	Loading Faktor	AVE
Pedagogical Competence (X ₁)	Mastering student characteristics	0.846	0.723
	Ability to manage learning	0.868	
	Utilization of learning technology	0.806	
	Implementing the evaluation of learning outcomes	0.904	
	Developing students to actualize their various potentials	0.824	
Effectiveness of Project-Based learning (PjBL) (X ₂)	Presenting a complex problem	0.889	0.771
	Designing a method for creating the product/project	0.900	
	Developing a product/project creation schedule	0.775	
	Product/project investigation	0.901	
	Monitoring product/project progress	0.919	
	Presenting final product/project results	0.863	
	Documenting final product/project results	0.892	
Creativity (X ₃)	Exploring curiosity	0.916	0.824
	Generating new ideas	0.910	
	Developing ideas persistently	0.939	
	Combining ideas into something new	0.894	
	Taking risks	0.880	
Achievement Motivation (Y)	Self-drive to achieve goals	0.853	0.742
	Desire to excel in competition	0.906	
	Orientation toward high professional performance	0.869	
	Strong desire for performance feedback	0.815	

Variable	Indicator	Loading Faktor	AVE
Quality of Learning (Z)	Teacher Activities	0.854	0.785
	Learning Facilities	0.919	
	Classroom Climate	0.920	
	Student Attitudes	0.856	
	Student Learning Motivation	0.878	

B) Discriminant Validity Test

Cross-loading is a criterion used to evaluate discriminant validity. If the correlation value of the indicator in one variable is less than the cross-loaded value in another, the indicator is deemed valid for measuring the related variable. The results of the cross-loading calculation are presented in the following table.

Table 2. Results of Cross-Loading Discriminant Validity Test

Indikator	Pedagogical Competence (X ₁)	Effectiveness of Project Based learning (PjBL) (X ₂)	Creativity (X ₃)	Achievement Motivation (Y)	Quality of Learning (Z)
X1.1	0.846	0.366	0.307	0.498	0.417
X1.2	0.868	0.383	0.357	0.453	0.528
X1.3	0.806	0.369	0.275	0.398	0.462
X1.4	0.904	0.340	0.322	0.483	0.442
X1.5	0.824	0.386	0.330	0.422	0.372
X2.1	0.387	0.889	0.515	0.554	0.580
X2.2	0.390	0.900	0.565	0.536	0.520
X2.3	0.390	0.775	0.449	0.518	0.460
X2.4	0.417	0.901	0.563	0.552	0.578
X2.5	0.341	0.919	0.565	0.494	0.503
X2.6	0.367	0.863	0.477	0.466	0.509
X2.7	0.361	0.892	0.513	0.484	0.497
X3.1	0.385	0.567	0.916	0.564	0.538
X3.2	0.369	0.565	0.910	0.509	0.508
X3.3	0.357	0.548	0.939	0.541	0.521
X3.4	0.307	0.546	0.894	0.522	0.571
X3.5	0.279	0.469	0.880	0.491	0.481
Y.1	0.409	0.505	0.621	0.853	0.536
Y.2	0.460	0.566	0.574	0.906	0.560
Y.3	0.491	0.465	0.444	0.869	0.564
Y.4	0.474	0.486	0.340	0.815	0.518
Z.1	0.445	0.554	0.610	0.621	0.854
Z.2	0.484	0.553	0.537	0.608	0.919
Z.3	0.504	0.547	0.476	0.563	0.920
Z.4	0.455	0.473	0.458	0.448	0.856
Z.5	0.435	0.502	0.462	0.539	0.878

C) Construct Reliability

Composite reliability and Cronbach's alpha are two computations that can be used to assess construct dependability. According to the testing criteria, the construct is deemed trustworthy if the Cronbach's alpha is better than 0.6 and the composite reliability is greater than 0.7. The results of the composite reliability and Cronbach's alpha calculations can be summarized in the following table:

Table 3. Construct Reliability Test Results

Variable	Cronbach's Alpha	Composite Reliability
Pedagogical Competence (X ₁)	0.904	0.929
Effectiveness of Project Based learning (PjBL) (X ₂)	0.950	0.959
Creativity (X ₃)	0.947	0.959
Achievement Motivation (Y)	0.884	0.920
Quality of Learning (Z)	0.931	0.948

D) Coefficient of Determination (R^2)

The coefficient of determination (R^2) is used to determine the extent to which endogenous variables can explain the variability of exogenous variables, or in other words, to determine the extent of the exogenous variable's contribution to the endogenous variable. The R^2 results can be seen in the following table.

Table 4. Results of the Coefficient of Determination (R^2)

Dependent Variable	R Square	R Square Adjusted
Achievement Motivation (Y)	0.498	0.487
Quality of Learning (Z)	0.533	0.520

E) Predictive Relevance (Q^2)

The Q^2 value can be used to measure how well the observed values generated by the model and its parameter estimates are matched. A Q^2 value greater than 0 (zero) indicates that the model is considered adequate, while a Q^2 value less than 0 (zero) indicates that the model lacks predictive relevance. The following are the results of the Predictive Relevance (Q^2) test:

Table 5. Predictive Relevance (Q^2) Test Results

Dependent Variable	SSO	SSE	$Q^2 (=1-SSE/SSO)$
Achievement Motivation (Y)	596.000	384.018	0.356
Quality of Learning (Z)	745.000	446.677	0.400

The results in Table 5 show that all variables produce a Predictive Relevance (Q^2) value greater than 0 (zero), which indicates that the model is said to be quite good.

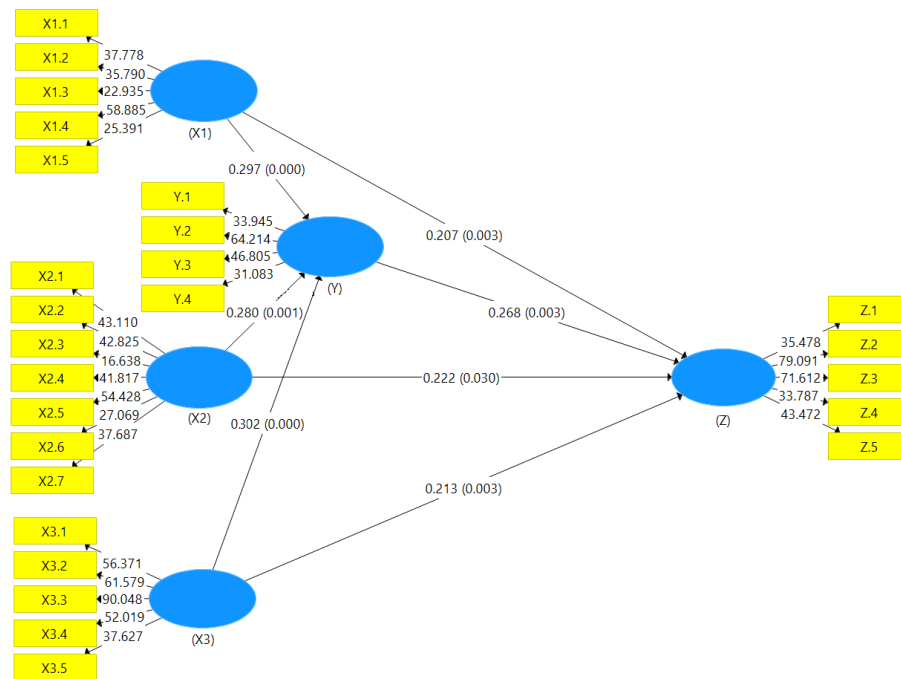


Figure 3. Research Constellation

F) Hypothesis Testing

Significance testing is used to determine whether exogenous variables have a statistically significant influence on endogenous variables. The test criteria state that if the T-statistic value is greater than the T-table (1.96) or the P-value is less than a significant alpha of 5% or 0.05, then a significant influence of the exogenous variables on the endogenous variables is confirmed. The results of the significance test and the model can be seen in the following figure and table.

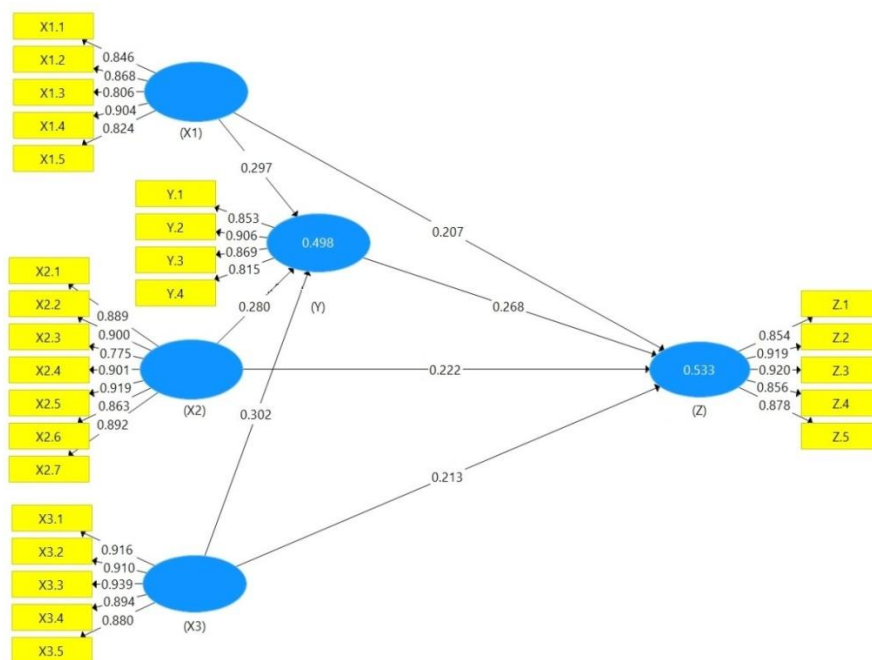


Figure 4. Influence between Variables

The complete hypothesis testing is presented in Table 6.

Table 6. Hypothesis Test Results

No.	Influence	Coefisien	T Statistics (O/STDEV)	P Values
1.	Pedagogical Competence (X1) → Achievement Motivation (Y)	0.297	3.948	0.000
2.	Pedagogical Competence (X1) → Learning Quality (Z)	0.207	2.957	0.003
3.	Project-Based Learning (PjBL) Effectiveness (X2) → Achievement Motivation (Y)	0.280	3.310	0.001
4.	Project-Based Learning (PjBL) Effectiveness (X2) → Learning Quality (Z)	0.222	2.174	0.030
5.	Creativity (X3) → Achievement Motivation (Y)	0.302	3.818	0.000
6.	Creativity (X3) → Learning Quality (Z)	0.213	2.985	0.003
7.	Achievement Motivation (Y) → Learning Quality (Z)	0.268	2.986	0.003

1. The Effect of Pedagogical Competence (X1) on Achievement Motivation (Y)

The test of the effect of Pedagogical Competence (X1) on Achievement Motivation (Y) yielded a T-statistic of 3.948 with a p-value of 0.000. The test results indicated that the T-statistic > 1.96 and the p-value < 0.05. This indicates a significant effect of Pedagogical Competence (X1) on Achievement Motivation (Y). The resulting coefficient value is positive at 0.297. Therefore, higher Pedagogical Competence (X1) tends to increase Achievement Motivation (Y).

2. The Effect of Pedagogical Competence (X1) on Learning Quality (Z)

The test of the effect of Pedagogical Competence (X1) on Learning Quality (Z) yielded a T-statistic of 2.957 with a p-value of 0.003. The test results showed a T-statistic value > 1.96 and a p-value < 0.05. This indicates a significant effect of Pedagogical Competence (X1) on Learning Quality (Z). The resulting coefficient value is positive, at 0.207. Therefore, higher Pedagogical Competence (X1) tends to improve Learning Quality (Z).

3. The Effect of Project-Based Learning (PjBL) Effectiveness (X2) on Achievement Motivation (Y)

The test of the effect of Project-Based Learning (PjBL) Effectiveness (X2) on Achievement Motivation (Y) yielded a T-statistic value of 3.310 with a p-value of 0.001. The test results indicate a T-statistic value > 1.96 and a p-value < 0.05. This indicates a significant effect of Project-Based Learning (PjBL) Effectiveness (X2) on Achievement Motivation (Y). The resulting coefficient value is positive, at 0.280. Thus, it can be interpreted that the better the effectiveness of Project Based Learning (PjBL) (X2), the more it tends to increase Achievement Motivation (Y).

4. The Effect of Project-Based Learning (PjBL) Effectiveness (X2) on Learning Quality (Z)

The test of the effect of Project-Based Learning (PjBL) Effectiveness (X2) on Learning Quality (Z) yielded a T-statistic of 2.174 with a p-value of 0.030. The test results indicated that the T-statistic > 1.96 and the p-value < 0.05 . This indicates a significant effect of Project-Based Learning (PjBL) Effectiveness (X2) on Learning Quality (Z). The resulting coefficient value is positive, at 0.222. Therefore, the better the Project-Based Learning (PjBL) Effectiveness (X2), the higher the Learning Quality (Z).

5. The Effect of Creativity (X3) on Achievement Motivation (Y)

The test of the effect of Creativity (X3) on Achievement Motivation (Y) yielded a T-statistic of 3.818 with a p-value of 0.000. The test results showed a T-statistic value > 1.96 and a p-value < 0.05 . This indicates a significant effect of Creativity (X3) on Achievement Motivation (Y). The resulting coefficient value was positive, at 0.302. Therefore, it can be interpreted that better Creativity (X3) tends to increase Achievement Motivation (Y).

6. The Influence of Personality (X3) on Learning Quality (Z)

The test of the influence of Creativity (X3) on Learning Quality (Z) yielded a T-statistic value of 2.986 with a p-value of 0.003. The test results indicated a T-statistic value > 1.96 and a p-value < 0.05 . This indicates a significant effect of Creativity (X3) on Learning Quality (Z). The resulting coefficient value was positive, at 0.213. Therefore, it can be interpreted that better Creativity (X3) tends to increase Learning Quality (Z).

7. The Effect of Achievement Motivation (Y) on Learning Quality (Z)

The test of the effect of Achievement Motivation (Y) on Learning Quality (Z) yielded a T-statistic of 2.986 with a p-value of 0.003. The test results indicate that the T-statistic is > 1.96 and the p-value is < 0.05 . This indicates a significant effect of Achievement Motivation (Y) on Learning Quality (Z). The resulting coefficient is positive at 0.268. Therefore, higher Achievement Motivation (Y) tends to improve Learning Quality (Z).

Table 7. Indirect Effect Hypothesis Testing

No	Indirect Variable	Coeffisien	T Statistics (O/STDEV)	P Values
8.	Pedagogical Competence (X1) → Achievement Motivation (Y) → Learning Quality (Z)	0.080	2.250	0.025
9.	Project-Based Learning (PjBL) Effectiveness (X2) → Achievement Motivation (Y) → Learning Quality (Z)	0.075	2.203	0.028
10.	Creativity (X3) → Achievement Motivation (Y) → Learning Quality (Z)	0.081	2.442	0.015

8. The Effect of Pedagogical Competence (X1) on Learning Quality (Z) Through Achievement Motivation (Y)

The test of the effect of Pedagogical Competence (X1) on Learning Quality (Z) through Achievement Motivation (Y) yielded a T-statistic of 2.250 with a p-value of 0.025. The test results indicate that the T-statistic is > 1.96 and the p-value is < 0.05 . This indicates a significant effect of Pedagogical Competence (X1) on Learning Quality (Z) through Achievement Motivation (Y). Therefore, it can be concluded that Achievement Motivation (Y) can mediate the effect of Pedagogical Competence (X1) on Learning Quality (Z).

9. The Effect of Project-Based Learning (PjBL) Effectiveness (X2) on Learning Quality (Z) Through Achievement Motivation (Y)

The test of the effect of Project-Based Learning (PjBL) Effectiveness (X2) on Learning Quality (Z) through Achievement Motivation (Y) yielded a T-statistic of 2.203 with a p-value of 0.028. The test results indicate that the T-statistic is > 1.96 and the p-value is < 0.05 . This indicates that there is a significant effect of Project-Based Learning (PjBL) Effectiveness (X2) on Learning Quality (Z) through Achievement Motivation (Y). Therefore, it can be concluded that Achievement Motivation (Y) can mediate the effect of Project-Based Learning (PjBL) Effectiveness (X2) on Learning Quality (Z).

10. The Effect of Creativity (X3) on Learning Quality (Z) Through Achievement Motivation (Y)

The test of the effect of Creativity (X3) on Learning Quality (Z) through Achievement Motivation (Y) yielded a T-statistic of 2.442 with a p-value of 0.015. The test results indicate that the T-statistic is > 1.96 and the p-value is < 0.05 . This indicates a significant effect of Creativity (X3) on Learning Quality (Z) through Achievement Motivation (Y). Therefore, it can be concluded that Achievement Motivation (Y) can mediate the effect of Creativity (X3) on Learning Quality (Z).

G) Optimal Solutions for Improving Learning Quality

Based on the results of statistical hypothesis testing, indicator prioritization, and indicator value calculations as described above, a summary of the research results can be compiled, representing optimal solutions for improving learning quality, as follows:

Table 8. SITOREM Analysis

Pedagogical Competence ($\beta z1 = 0,207$) (rangk.IV)				
Indicator in Initial State		Indicator after Weighting by Expert		Indicator Value
1	Mastering student characteristics	1 st	Mastering student characteristics (21.17)	3.88
2	Ability to manage learning	2 nd	Implementing learning outcome evaluations (21.13)	4.10
3	Utilization of learning technology	3 rd	Utilizing learning technology (20.16)	4.00
4	Implementing the evaluation of learning outcomes	4 th	Learning management skills (20.17)	3.61
5	Developing students to actualize their various potentials	5 th	Developing students to actualize their various potentials (17.37)	3.60
Effectiveness of Project Based Learning (PjBL) ($\beta z2 = 0,222$) (rangk.II)				
Indicator in Initial State		Indicator after Weighting by Expert		Indicator Value
1	Presenting a complex problem	1 st	Designing a method for creating a product/project (16.18)	3.57
2	Designing a method for creating the product/project	2 nd	Developing a product/project creation schedule (16.13)	4.02
3	Developing a product/project creation schedule	3 rd	Presenting the final product/project results (15.16)	3.68
4	Product/project investigation	4 th	Monitoring the progress of the product/project (15.04)	4.04
5	Monitoring product/project progress	5 th	Product/project investigation (13.16)	4.12
6	Presenting final product/project results	6 th	Providing complex problems (13.12)	4.08
7	Documenting final product/project results	7 th	Documenting the final product/project results (11.21)	3.74
Creativity ($\beta z3 = 0,213$) (rangk.III)				
Indicator in Initial State		Indicator after Weighting by Expert		Indicator Value
1	Exploring curiosity	1 st	Taking risks (20.38)	3.82
2	Generating new ideas	2 nd	Combining ideas into something new (20.16)	3.84
3	Developing ideas persistently	3 rd	Developing ideas persistently (20.13)	3.78
4	Combining ideas into something new	4 th	Generating new ideas (20.12)	4.14
5	Taking risks	5 th	Exploring curiosity (19.21)	4.02
Achievement Motivation ($\beta y1 = 0,268$) (rank. I)				
Indicator in Initial State		Indicator after Weighting by Expert		Indicator Value
1	Self-drive to achieve goals	1 st	Desire to excel in competition (26.37)	3.85
2	Desire to excel in competition	2 nd	Self-drive to achieve goals (25.43)	4.11
3	Orientation toward high professional performance	3 rd	Orientation toward high professional performance (24.56)	3.65
4	Strong desire for performance feedback	4 th	Strong desire for performance feedback (23.64)	4.03
Quality of Learning				
Indicator in Initial State		Indicator after Weighting by Expert		Indicator Value
1	Teacher Activities	1 st	Classroom Climate (21.17)	3.78
2	Learning Facilities	2 nd	Learning Facilities (21.13)	3.65
3	Classroom Climate	3 rd	Student Attitudes (20.16)	4.15
4	Student Attitudes	4 th	Student Learning Motivation (19.12)	3.86
5	Student Learning Motivation	5 th	Teacher Activities (18.42)	4.16
SITOREM ANALYSIS RESULT				
Priority order of the indicator to be strengthened			Indicators remain to be maintained	
1 st	Desire to excel in competition		1. Self-drive in achieving goals	
2 nd	Orientation towards high professional performance		2. Strong desire to receive performance feedback	

3 rd	Designing ways to create products/projects	3. Developing a product/project development schedule
4 th	Presentation of final product/project results	4. Monitoring product/project progress
5 th	Documentation of final product/project results	5. Investigating products/projects
6 th	Taking risks	6. Presenting complex problems
7 th	Combining ideas into something new	7. Generating new ideas
8 th	Developing ideas persistently	8. Exploring curiosity
9 th	Mastering student characteristics	9. Implementing learning outcome evaluations
10 th	Ability to manage learning	10. Utilizing Learning Technology
11 th	Developing students to actualize their various potentials	11. Student Attitudes
12 th	Classroom Climate	12. Teacher Activities
13 th	Learning Facilities	
14 th	Student Learning Motivation	

H) Conclusions, Implications, and Recommendations

Based on the analysis, discussion, and tested hypotheses, the following conclusions can be drawn:

1. Improving the quality of learning can be achieved by employing strategies to strengthen variables that positively influence learning quality.
2. The variables that positively influence learning quality are pedagogical competence, project-based learning (PjBL) effectiveness, creativity, and achievement motivation. This is evidenced by the results of variable analysis using the path analysis method using Smart PLS.
3. Improving the quality of learning involves improving weak indicators and maintaining strong indicators for each research variable.

Based on the research conclusions above, the following implications can be drawn from this study:

1. The efficacy of project-based learning (PjBL), creativity, and pedagogical competency are exogenous characteristics that must be strengthened in order to increase the quality of learning, with motivation for achievement acting as an intervening variable.
2. If pedagogical competence is to be developed, improvements must be made to the remaining weak indicators, namely: mastery of student characteristics, ability to manage learning, and student development to actualize their various potentials while maintaining or developing the indicators: implementation of learning outcome evaluation and utilization of learning technology.
3. To develop the effectiveness of Project-Based Learning (PjBL), it is necessary to improve the weak indicators: Designing a method for creating a product/project, presenting the final product/project results, and documenting the final product/project results. Furthermore, the following indicators should be maintained or developed: Developing a product/project creation schedule, Monitoring product/project progress, investigating products/projects, and providing solutions to complex problems.
4. To develop creativity, it is necessary to improve the weak indicators: Taking risks, combining ideas into something new, and developing ideas persistently. Furthermore, the following indicators should be maintained or developed: Generating new ideas and exploring curiosity.
5. To increase achievement motivation, it is necessary to improve the weak indicators: Desire to excel in competition, and Orientation towards high professional performance. Furthermore, the following indicators should be maintained or developed: Self-drive in achieving goals, and a strong desire to receive performance feedback.

Suggestions or recommendations that can be provided to relevant parties are as follows:

1. By enhancing pedagogical competency, project-based learning (PjBL) efficacy, creativity, and achievement incentives, school principals can raise the standard of instruction. This entails preserving or enhancing instructor actions and student attitudes in addition to enhancing the learning environment, classroom atmosphere, and student enthusiasm for learning.
2. The Ministry of Education, Culture, Research, and Technology (Kemdikbudristek) and school administrators need to develop teachers to improve the quality of learning by providing appropriate guidance to strengthen pedagogical competence, the effectiveness of project-based learning (PjBL), creativity, and achievement motivation, in accordance with the findings of this study.

IV. REFERENCES

- [1] Mulyasa. (2014). *Pengembangan dan Implementasi Kurikulum 2013*. Bandung: Remaja Rosdakarya.
- [2] Daryanto, dan Mulyo Rahardjo. 2012. *Model Pembelajaran Inovatif*. Yogyakarta: Gava Media
- [3] Fathurrohman, Muhammad. 2016. *Paradigma Pembelajaran Kurikulum 2013 Strategi Alternatif Pembelajaran di Era Global*. Yogyakarta: Kalimedia.
- [4] Ajis Saefudin, dkk. 2014. *Pembelajaran Efektif*. Bandung :Remaja Rosdakarya.
- [5] Satoto Endar Nayono, dan Nuryadin ER. 2013. *Pengembangan Model Pembelajaran Project Based Learning pada Mata Kuliah Computer Aided Design*.

- [6] Isriani & Puspitasari, D. 2015. Strategi Pembelajaran Terpadu: Teori, Konsep &. Implementasi. Yogyakarta: Relasi Inti Media Group
- [7] Kinicki, A., & Fugate, M. (2016). Organizational behavior : a practical, problem-solving approach. In *McGraw-Hill Education* (First inte). McGraw-Hill Education Singapore. <https://doi.org/LK> - <https://worldcat.org/title/930003718>
- [8] Robbins, Stephen A. dan Timothy A. Judge. (2018). *Essential of Organizational Behavior*. Essex: Pearson Education Limited.
- [9] Schermerhorn, J. R., Hunt, J. G., & Osborn, R. N. (2016). Organizational Behavior. In *Jurnal Penelitian Pendidikan Guru Sekolah Dasar* (7th ed., Vol. 6, Issue August). John Wiley & Sons.
- [10] Gibson, J. L., Donnelly Jr, J. H., Ivancevich, J. M., & Konopaske, R. (2012). *Organizational Behavior, Structure, and Processes* (14th ed.). New York: McGraw-Hill.
- [11] Robbins, S. P., & Judge, T. (2018). *Essentials of organizational behavior*. Pearson.
- [12] Schein, E. H. (2017). *Organizational culture and leadership*. Hoboken: Wiley.
- [13] Bauer, Talya and Erdogan, Berrin. (2012). *An Introduction to Organizational Behavior*. Unnamed Publisher, Inc
- [14] Joseph, O. O., & Kibera, F. (2019). Organizational culture and performance: Evidence from microfinance institutions in Kenya. *SAGE open*, 9(1), 2158244019835934.
- [15] Ganyang, Machmed Tun. (2018). *Manajemen Sumber Daya Manusia (Konsep dan Realita)*. Bogor: IN MEDIA
- [16] Buchanan, D. A., & Huczynski, A. A. (2019). *Organizational behaviour*. Pearson UK.
- [17] Schermerhorn, J. R. (2013). *Management* (12th ed.). New Jersey: John Wiley & Sons, Inc.
- [18] Rusnadi, S; Sumiati; Hermawan, A. (2023), *Optimal Strategy to Improve the Quality of Vocational Teacher Services through Knowledge Management, Interpersonal Communication, Organizational Support and Job Satisfaction*. International Journal of Social Science And Human Research ISSN (print): 2644-0679, ISSN (online): 2644-0695. DOI: 10.47191/ijsshr/v6-i11-42, Impact factor- 6.686. <https://ijsshr.in/v6i11/42.php> P. 6888 – 6899
- [19] Hermawan, A; Ghozali, AF; Sayuti, MA (2023), *Modeling Strengthening Teacher Creativity*. IOSR Journal of Business and Management (IOSR-JBM) DOI. 10.9790/487X-2510044252 e-ISSN:2278-487X, p-ISSN: 2319-7668. Volume 25, Issue 10. Ser. 4 (October. 2023), PP 42-52 www.iosrjournals.org
- [20] Hermawan, A (2025), *Enhancing Quality Of Teacher Services Through Strengthening Knowledge Management, Interpersonal Communication, Organizational Support And Job Satisfaction*, Asian Business Research Journal. Vol. 10, No.1, 11-22, 2025 ISSN: 2576-6759. DOI: <https://doi.org/10.55220/25766759.245>. <https://ecsenet.com/index.php/2576-6759/article/view/245>
- [21] Hermawan, A; Sintesa, N; Wardani, AK (2025), *Improving the Quality of Vocational School Teacher Services through Strengthening Knowledge Management, Interpersonal Communication, Organizational Support and Job Satisfaction*. American International Journal of Business Management (AIJBM) ISSN- 2379-106X, www.aijbm.com Volume 08, Issue 02 (February- 2025), P. 37-51.
- [22] Hermawan, A; Wardani, AK; Satriyo, B; (2025), *Enhancing the Quality of Teacher Services through Strengthening Personality and Organizational Justice*. International Journal of Multidisciplinary Research and Growth Evaluation. ISSN (online): 2582-7138 Vol.6 Issue 01. P.397- 406
- [23] Hermawan, A (2025), *Enhancing Quality Of Teacher Services Through Strengthening Knowledge Management, Interpersonal Communication, Organizational Support And Job Satisfaction*, Jurnal Inovasi Pendidikan MH Thamrin. LPPM. Vol. 9 (1) Maret 2025 p-ISSN: 2549-3310 e-ISSN: 2623-2901 DOI: <https://doi.org/10.37012/jipmht.v9i1.2460> P.1-18
- [24] Siregar, UR; Hermawan, A (2024), *Strategies to Improve Teacher Engagement through strengthening Self-Efficacy, Interpersonal Communication, Organizational Culture and Job Satisfaction*, Russian Journal of Agricultural and Socio-Economic Sciences (RJOAS) ISSN 2226-1184 http://rjoas.com/issue-2024-12/article_05.pdf. P. 38-50.
- [25] Hermawan, A. (2024), *Improving quality of Teacher Services through Strengthening Knowledge Management, Interpersonal Communication, Organizational Support and Job Satisfaction*. International Journal of Social Science and Economics Invention (IJSSEI) ISSN: 2455-6289 Vol. 10 No. 04 (2024) | 2024-12-25 <https://doi.org/10.23958/ijssci/vol10-i04/374>. P. 43-54
- [26] Hanum, U; Hermawan, A. (2024), *Optimizing Teacher Engagement: The Role of Self-Efficacy, Interpersonal Communication, Organizational Culture, and Job Satisfaction Using Path and SITOREM Analysis*, Bulletin of Social Studies and Community Development. 3 (1), 2024, 19-33. <https://imrecsjournal.com/journals/index.php/bsscd>
- [27] Wardani, AK; Hermawan, A; Setyaningsih, S, (2024), *Optimization of improving teacher organizational citizenship behavior (OCB) through strengthening transformational leadership and self-efficacy*, International Journal of Multidisciplinary Research and Growth Evaluation (IJMRGE) ISSN (online): 2582-7138 DOI: <https://doi.org/10.54660/IJMRGE.2024.5.6>. P.1348-1355.
- [28] Siregar, UR; Hermawan, A, (2024), *Strategies to Improve Teachers' Organizational Citizenship Behavior Through Strengthening Transformational Leadership and Self-Efficacy*. International Journal of Business and Applied Social Science (IJBASS) E-ISSN: 2469-6501 VOL: 10, ISSUE: 11 November/2024 DOI: <http://dx.doi.org/10.33642/ijbass.v10n11p4> P.35-43
- [29] Hermawan, A; Wardani, AK, (2024), *Strategy to Improve Organizational Image Throughing Personality, Servant Leadership, Organizational Culture and Service Quality*. PPSDP International Journal of Education Volume 3 (2) (Special Issue) 22 October 2024, 718-730 2 nd PPSDP International Conference on Educational Sciences (IConEds 2024) E-ISSN 2829-5196, P-ISSN 2830-3229. <https://ejournal.ppsdp.org/index.php/pijed/issue/view/13>
- [30] Wardani, AK; Hermawan, A, (2024), *Strategy to Improve the Quality of Teacher Services through Strengthening Personality and Organizational Justice*. International Research Journal of Economics and Management Studies (IRJEMS). Eternal Scientific Publications ISSN: 2583 – 5238 / Volume 3 Issue 11 November 2024 / Pg. No: 143-153 Paper Id: IRJEMS-V3I11P114, Doi: 10.56472/25835238/IRJEMS-V3I11P114
- [31] Hermawan, A; Wardani, AK; Susilowati, E; Hanum, U, (2024), *Strategies for Optimizing Teacher Service Quality through Strengthening Knowledge Management, Interpersonal Communication, Organizational Support, and Job Satisfaction*. Pedagogy Review. 3 (1), 2024, 01-19. DOI: <http://dx.doi.org/10.61436/pedrev> <https://imrecsjournal.com/journals/index.php/pedrev>
- [32] Hermawan, A, (2024), *A Combined Path-SITOREM Analysis to Investigate Effective Islamic Instructional Strategies through Transformational Leaderships, Motivation, and Cooperative Learning Method*. Research in Education, Technology, and Multiculture. 3 (1), 2024, 01-17 DOI: <http://dx.doi.org/10.61436/rietm> <https://imrecsjournal.com/journals/index.php/rietm>
- [33] Hermawan, A., Setyaningsih, S., & Hardhienata, S. (2021). *Exploratory Sequential Analysis Of Servant Leadership Reviewing From Adversity Intelligence, Proactive Personality, Team Work, Organizational Commitment And Work Motivation*. Journal of Positive Psychology and Wellbeing, 5(4),969–986. Scopus Q2. ISSN 2587-0130. <https://journalppw.com/index.php/jppw/article/view/477>
- [34] Hermawan, A., Setyaningsih, S., & Hardhienata, S. (2022). *Servant Leadership Strengthening Modeling*, IJMIE: international Journal of Management, Innovation and Education, Vol. 1 No.1 April 2022 Page 42-50 e_ISSN : 2829-5005. <https://journal.unpak.ac.id/index.php/IJMIE>
- [35] Hermawan, A., Muhammadi, AM., Indrati, B.(2023) *Modeling and Optimization of Service Investigation Services: Empirical Study Using POP-SDM Approach at Head of Private Smk School in Bogor District, Indonesia*, International Journal of Business and Social Science Research 4 (9), 15-28 Vol: 4, Issue: 9 September/2023. DOI: <http://dx.doi.org/10.47742/ijbssr.v4n9p2>

- [36] Hermawan, A., Ghozali, AF., Sayuti, MA. (2023) *Optimization for Increasing Teacher Performance through Strengthening Teamwork, Interpersonal Communication, Adversity Intelligence, and Work Motivation*. International Journal of Scientific Research and Management (IJSRM). Vol.11 Issue 10 Pages 5239-5248. ISSN (e): 2321-3418 DOI: 10.18535/ijssrm/v11i10.em06. <https://ijssrm.net>
- [37] Radnawati, D., Hermawan, A. (2023). *The Optimal Solution for Strengthening the Quality of Teacher Services Through Personality Development and Organizational Justice*. D Radnawati, A Hermawan . International Journal of Social Science Research and Review 6 (12), 161-173 ISSN 2700-2497 <http://dx.doi.org/10.47814/ijssrr.v6i12.1749>
- [38] Hermawan, A., Sunaryo, W., Hardhienata, S, (2022) *Optimal Solution For OCB Improvement Through Strengthening Of Servant Leadership, Creativity, And Empowerment*. IJMIE: international Journal of Management, Innovation and education, Vol. 1 No.1 Page 17-30 e ISSN : 2829-5005. <https://journal.unpak.ac.id/index.php/ijmie>
- [39] Siregar, UR., Hermawan, A.. (2024) *Optimization to Increase Work Productivity Through Strengthening rganizational Culture, Interpersonal Communication, Task Interdependence, Job Satisfaction And Work Motivation*, Quest Journals Journal of Research in Business and Management 12 (2024), 59-76 ISSN(Online):2347-3002 www.questjournals.org
- [40] Edowai, Y., Hermawan, A., Hardhienata, S. (2024) *Optimization of Increasing Teacher Engagement through Strengthening Self-Efficacy, Interpersonal Communication, Organizational Culture and Job Satisfaction*, Indonesian Journal of Education and Mathematical Science 5 (2), 94-106. ISSN: 2721-3838, DOI: 10.30596/ijems.v5i2.19029. <https://jurnal.umsu.ac.id/index.php/IJEMS>
- [41] Siregar, UR., Hermawan, A.. (2024) *Strategies and Ways to Improve Organizational Culture through Strengthening Management Knowledge, Pedagogical Competence, Work Ethic, Organizational Commitment and Work Motivation*. International Journal of Multidisciplinary Research and Analysis (IJMRA) ISSN(print): 2643-9840, ISSN(online): 2643-9875. DOI: 10.47191/ijmra/v7-i02-38. www.ijmra.in
- [42] Rusnadi, S., Sumiati, Hermawan, A. (2023) *Optimal Strategy to Improve the Quality of Vocational Teacher Services through Knowledge Management, Interpersonal Communication, Organizational Support and Job Satisfaction*. International Journal of Social Science And Human Research 6 (2023), 6888 – 6899, DOI: 10.47191/ijsshr/v6-i11-42, Impact factor- 6.686. www.ijsshr.in
- [43] Koro, B., Hermawan, A., Hardhienata, S. (2023) *Organizational culture through the development of management knowledge, pedagogical competence, work ethics, organizational commitment and work motivation*, International Journal of Management, Innovation, and Education. Vol.2 No. 1 April 2023. Page 123-138. ISSN: 2829-5005. <https://journal.unpak.ac.id/index.php/IJMIE>
- [44] Siregar, UR., Hermawan, A. (2023) *Optimization for Reducing Work Stress through Strengthening Adversity Intelligence, Interpersonal Communication, Tasks Interdependence and Service Quality*, International journal of multidisciplinary research and analysis. ISSN(print): 2643-9840, ISSN(online): 2643-9875 Volume Volume 07 Issue 02 February 2024. DOI: 10.47191/ijmra/v7-i02-38, Impact Factor: 8.22 Page No. 716-732. www.ijmra.in
- [45] Hermawan, A., Indrati, B., Rohmah, MS. (2023) *Optimizing organizational citizenship behavior (OCB) of vocational high school teachers through strengthening knowledge management, adversity intelligence, self-efficacy, organizational culture and work motivation*, International Journal of Education, Business and Economics Research. (IJEBER). ISSN: 2583-3006 Vol. 3, Issue.6, Nov – Dec 2023, pp. 40-64. <https://ijeber.com> <https://doi.org/10.59822/IJEBER.2023.3605>
- [46] Hermawan, A., Susanti, E. (2022) *Optimization of Improving Organizational Citizenship Behaviour (OCB) through Personality Strengthening, Interpersonal Communication, and Organizational Justice*, Indonesian Journal of Education and Mathematical Science, 2022 Vol. 3, No. 3, pp. 118–125 ISSN(e): 2715-985x DOI : <http://dx.doi.org/10.30596/2Fijems.v3i3.12105>. <https://jurnal.umsu.ac.id/index.php/IJEMS>
- [47] Hermawan, A., Indrati, B., Susanti, E (2023) *Optimal Solutions to Improve Teachers' Organizational Citizenship Behavior (OCB) by Strengthening Personality, Interpersonal Communication and Organizational Justice*, Indonesian Journal of Education and Mathematical Science, 2023. Vol. 4, No. 3, September 2023, pp. 159-69. ISSN: 2721-3838, DOI: 10.30596/ijems.v4i3.16840 <https://jurnal.umsu.ac.id/index.php/IJEMS>
- [48] Hermawan, A., Indrati, B., Susanti, E (2023) *Teacher Performance Improvement Optimization through Teamwork Strengthening, Interpersonal Communication, Adversity Quotient and Work Motivation*, Indonesian Journal of Education and Mathematical Science, 2023. Vol. 4, No. 1, pp. 18-26. ISSN(e): 2715-985x. DOI : <http://dx.doi.org/10.30596/2Fijems.v4i1.13305> <https://jurnal.umsu.ac.id/index.php/IJEMS>
- [49] Hermawan, A., Sunaryo, W., & Hardhienata, S. (2023). *Optimal Solution for OCB Improvement Through Strengthening of Servant Leadership, Creativity, and Empowerment*. Aptisi Transactions on Technopreneurship (ATT), 5(1Sp), 11–25. DOI: <https://doi.org/10.34306/att.v5i1Sp.307>
- [50] Hermawan, A., Susanti, E. (2023) *Pemodelan dan Optimasi Penguatan Kepemimpinan Melayani*, Jurnal Penelitian, Pendidikan dan Pengajaran: JPPP, 2023. Vol. 4 No. 3, November 2023, pp. 232-250 ISSN: 2721-7795. DOI:10.30596/jppp.v4i3.16828. <https://jurnal.umsu.ac.id/index.php/JPPG>
- [51] Hermawan, A., Setyaningsih, S., Hardhienata, S. (2022) *Pemodelan Penguatan Kepemimpinan Melayani Kepala Sekolah*, Jurnal Pendidikan Tambusai, ISSN: 2614-6754 (print) ISSN: 2614-3097(online) Volume 6 Nomor 1 Tahun 2022 Halaman 1008-1016 <https://doi.org/10.31004/jptam.v6i1.3050>. <https://jptam.org/index.php/jptam>
- [52] Rusnadi, S., Hermawan, A.(2023) *Strategi Optimal Peningkatan Kualitas Layanan Guru Sekolah Menengah Kejuruan (SMK) Melalui Penguatan Knowledge Management, Komunikasi Interpersonal, Dukungan Organisasi dan Kepuasan Kerja*, Jurnal Syntax Admiration, 2023. Volume 4, No. 11, November 2023. p-ISSN 2722-7782 e-ISSN 2722-5356 DOI: <https://doi.org/10.46799/jsa.v4i11.778> <https://www.jurnalsyntaxadmiration.com/index.php/jurnal>
- [53] Hermawan, A., Indrati, B., Rohmah, MS. (2023) *Optimasi Organizational Citizenship Behaviour (OCB) Guru Sekolah Menengah Kejuruan (SMK) Melalui Penguatan Knowledge Management, Kecerdasan Adversitas, Efikasi Diri, Budaya Organisasi dan Motivasi Kerja*, Jurnal Syntax Admiration, 2023. Volume 4, No. 11, November 2023 p-ISSN 2722-7782 | e-ISSN 2722-5356 DOI : <https://doi.org/10.46799/jsa.v4i11.777> <https://www.jurnalsyntaxadmiration.com/index.php/jurnal>
- [54] Hermawan, A., Indrati, B., Susanti, E (2024) *Improving The Quality Of Mathematics Learning Through Strengthening Pedagogical Competencies, Effectiveness Of Project Based Learning, Creativity And Achievement Motivation*, Education Journal of Indonesia, 2024. Vol 5 Nomor 1 May 2024, hal: 09-23. ISSN: 2774-4949 <https://doi.org/10.30596/eji.v5i1.4104> <https://publication.umsu.ac.id/index.php/ej>
- [55] Hermawan, A., et. all (2024) *Pemberdayaan Masyarakat Melalui Pelatihan Olahan Makanan di Kelurahan Abadijaya Kecamatan Sukmajaya Kota Depok*, IHSAN: JURNAL PENGABDIAN MASYARAKAT, 2024. Vol 6 (1) <https://jurnal.umsu.ac.id/index.php/IHSAN>
- [56] Hermawan, A., et. all (2024) *Pemberdayaan Masyarakat Melalui Revitalisasi Kegiatan Kemasyarakatan di Kelurahan Abadijaya Kecamatan Sukmajaya Kota Depok*, Jurnal Penelitian, Pendidikan dan Pengajaran: JPPP, 2024. Vol. 5 No. 1, April 2024, pp. 68-77. ISSN: 2721-7795. DOI: 10.30596/jppp.v5i1.18449 <https://jurnal.umsu.ac.id/index.php/JPPG>
- [57] Hermawan, A., et. all (2023) *Strategi dan Cara Peningkatan Kualitas Pembelajaran Mata Pelajaran Matematika*, Syntax Idea, 2023. p-ISSN: 2723-4339 e-ISSN: 2548-1398. Vol. 5, No. 10, Oktober 2023. <https://doi.org/10.46799/syntax-idea.v5i10.3011>. <https://jurnal.syntax-idea.co.id/index.php/syntax-idea>
- [58] Hermawan, A., at. all (2023) *Pemberdayaan Masyarakat Melalui Pelatihan Olahan Makanan di Kelurahan Abadijaya Kecamatan Sukmajaya Kota Depok*, Syntax Idea, 2023. p-ISSN: 2723-4339 e-ISSN: 2548-1398. Vol. 5, No. 10, Oktober 2023. <https://doi.org/10.46799/syntax-idea.v5i10.2890> <https://jurnal.syntax-idea.co.id/index.php/syntax-idea>

- [59] Hermawan, A., et. all (2023) *Pemberdayaan Masyarakat Melalui Revitalisasi Kegiatan Kemasyarakatan di Kelurahan Abadijaya Kecamatan Sukmajaya Kota Depok*, Syntax Idea, 2023 p-ISSN: 2723-4339 e-ISSN: 2548-1398. Vol. 5, No. 10, Oktober 2023. <https://doi.org/10.46799/syntax-idea.v5i10.2890> <https://jurnal.syntax-idea.co.id/index.php/syntax-idea>
- [60] Hermawan, A., Muhammadi, AM., Gozali, AF (2023) *Optimasi Peningkatan Engagement Guru Melalui Penguatan Efikasi Diri, Komunikasi Interpersonal, Budaya Organisasi dan Kepuasan Kerja*, Jurnal Syntax Admiration, 2023. Volume 4, No. 10 Oktober 2023 p-ISSN 2722-7782 | e-ISSN 2722-5356 DOI: 10.46799/jsa.v4i10.943. <https://jurnalsyntaxadmiration.com/index.php/jurnal>
- [61] Hermawan, A., Elsaudi, F., Alwi, M. (2023) *Optimasi Peningkatan Efektivitas Pembelajaran Pendidikan Agama Islam*, Jurnal Syntax Idea, 2023. p-ISSN: 2723-4339 e-ISSN: 2548-1398 Vol. 5, No. 9, September 2023 DOI: <https://doi.org/10.46799/syntax-idea.v5i9.3010> <https://jurnal.syntax-idea.co.id/index.php/syntax-idea>
- [62] Hermawan, A., Gozali, AF., Muhammadi, AM. (2023) *Optimasi Penguatan Komitmen Profesi Guru Melalui Pengembangan Kecerdasan Adversitas, Komunikasi Interpersonal, Interdependensi Tugas dan Kepuasan Kerja*, Jurnal Syntax Admiration, 2023. Volume 4, No. 9 September 2023. p-ISSN 2722-7782 | e-ISSN 2722-5356. DOI: 10.46799/jsa.v4i9.944. <https://www.jurnalsyntaxadmiration.com/index.php/jurnal>
- [63] Alwi, M., Hermawan, A. (2023) *Optimasi Penguatan Kualitas Layanan Guru Melalui Pengembangan Kepribadian dan Keadilan Organisasi*, Jurnal Syntax Admiration, 2023. Volume 4, No. 7 Juli 2023 . p-ISSN 2722-7782 e-ISSN 2722-5356. DOI: 10.46799/jsa.v4i7.914 <https://jurnalsyntaxadmiration.com/index.php/jurnal>
- [64] Subandi, Hermawan, A. (2023) *Strategi dan Cara Menurunkan Stres Kerja Melalui Penguatan Kecerdasan Adversitas, Komunikasi Interpersonal, Interdependensi Tugas dan Kualitas Layanan*, Jurnal Syntax Admiration, 2023 Volume 4, No. 7 Juli 2023 p-ISSN 2722-7782 e-ISSN 2722-5356 DOI: 10.46799/jsa.v4i7.915 <https://www.jurnalsyntaxadmiration.com/index.php/jurnal>
- [65] Hermawan, A., Setyaningsih, S., Hardhienata, S. (2022). *Modeling and of Strengthening Servant Leadership*. Edunity Kajian Ilmu Sosial dan Pendidikan 1 (03) November, 2022 p- ISSN 2963-3648- e-ISSN 2964-8653 DOI: <https://doi.org/10.57096/edunity.v1i03.12>. <https://edunity.publikasikupublisher.com/index.php/Edunity>
- [66] Hermawan, A., et. all (2021) *Prosiding Seminar Nasional Pendidikan*. Archives. Vol 1 No 1 (2021): semnas MP 2021. Universitas Pakuan Press P-ISSN : 28278003 hal : 1-391. https://scholar.google.com/citations?view_op=view_citation&hl=id&user=ySyG10cAAAAJ&pagesize=80&authuser=1&citation_for_view=ySyG10cAAAAJ:FxGoFyzp5QC
- [67] Hermawan, A. (2022) *Peningkatan Organizational Citizenship Behavior (OCB) Guru*. Penerbit : Bukit Mas Mulia ISBN : 978-623-5812-12-0 HAKI : 000301002. https://scholar.google.com/citations?view_op=view_citation&hl=id&user=ySyG10cAAAAJ&pagesize=80&authuser=1&citation_for_view=ySyG10cAAAAJ:eQOLeE2rZwMC
- [68] Hermawan, A (2023) *Model Kepemimpinan Melayani Kepala Sekolah*. Penerbit Deepublish Anggota IKAPI (076/DIY/2012) HAKI : 000301002. https://scholar.google.com/citations?view_op=view_citation&hl=id&user=ySyG10cAAAAJ&pagesize=80&authuser=1&citation_for_view=ySyG10cAAAAJ:WF5omc3nYNoC
- [69] Hermawan, A (2023) *Penguatan Kepemimpinan Melayani Kepala Sekolah*. Penerbit : Bukit Mas Mulia Offset ISBN : 978-623-5812-08-3, HAKI : 000281310, https://scholar.google.com/citations?view_op=view_citation&hl=id&user=ySyG10cAAAAJ&pagesize=80&authuser=1&citation_for_view=ySyG10cAAAAJ:Tyk-4Ss8FVUC
- [70] Leung, Chan, & Lee, Lee, T. Y., Leung, H. K., & Chan, K. C. 2013. "Improving quality management on the basis of ISO 9000". The TQM Magazine, 11(2)
- [71] Sugiyono. (2007). *Metode Penelitian Kuantitatif Kualitatif dan R&D*. Bandung: Alfabeta.
- [72] Hardhienata, S. (2017). The development of scientific identification theory to conduct operation research in education management. *IOP Conference Series: Materials Science and Engineering*, 166(1), 012007.
- [73] Kreitner, R., & Kinicki, A. (2010). *Organizational Behavior*. New York: McGraw Hill.
- [74] Baran, B. E., Shanock, L. R., & Miller, L. R. (2012). Advancing Organizational Support Theory into the Twenty-First Century World of Work. *Journal of Business and Psychology*, 27, 123-147.
- [75] Colquitt, J. A., LePine, J. A., & Wesson, M. J. (2015). *Organizational Behavior*. New York: McGraw-Hill.
- [76] George, J. M., Jones, G. R., & Sharbrough, W. C. (2015). *Understanding and Managing Organizational Behavior*. New Jersey: Pearson Prentice Hall Upper Saddle River.